


Color Matching Game

How to Play

2 players 5-10 mins

1 Starting Color Match!




Place all cards face down, shuffle well, then lay out so they do not overlap.



2 Turn the cards over in order!

Play Rock-Paper-Scissors to decide who goes first. The winner turns over 2 of the cards.

● The 2 cards don't match!



Flip the two cards back over.

● The 2 cards match!

Get!



Take one of the flipped over cards and place it near yourself.



Turn the other card back over.



! Be careful!


- Whether the two cards match or not, **this is the end of one turn.**
- If the cards the player has flipped over have already been obtained, **the player cannot get the card**, even if they match. Turn both cards back over.

Keep flipping cards over in order until either of them wins.



3 When you flip over the Heart Card!

- **The first time you flip over Heart Card**



If you flip over the Heart Card, flip it back over immediately and shuffle!

Rearrange all the face-down cards.

- ※ Don't rearrange the cards you have obtained!




● Flipping the Heart Card over once the cards have been shuffled

Heart Card is



Almighty Card!



If you flip over the Heart Card again after the cards have already been shuffled once, **this Heart Card becomes an Almighty Card!**

The Almighty Card is an amazing card that can become any of the suits ●★▲■.

Since the Heart Card is an Almighty Card, you can obtain it anytime you flip it over. Even if the first card you flip over is the Heart Card, be sure to flip over the second card.



④ The first player to get 4 cards wins!


Once you **get 4 cards**, you win!

Once you are used to the game, try seeing who can win three rounds first.

Contents



3 Explanation cards



17 Game cards

