

# Instructions ①

## Rock-paper-scissors Gorilla

Age: from 6 years / Recommended number of people : 2 to 8 people / Game round time limit : 10 minutes

Game Design, Illustration: Akasatana (Circle 713)

### [Introduction]

You are a gorilla. This game is played 13 times in order to collect the bananas. Pull out a winning card from the available Gorilla cards, the Rock card, the Scissors card, or the Paper card and beat your opponents in the multiplayer bout!





But you must be careful because if you pull out the same card as your opponent, you will boote from the bout. There are uneditable bananas like blue bananas and things that aren't bananas at all mixed in. Use things that aren't bananas well and collect lots of bananas and win the bout!

It is a card game that is fun to read each other's cards in their hands.



# Instructions ②

## [Contains]

BACK	FRONT
The card pile (Card deck) 	 <p>"Banana" 8 cards, "Blue banana" 6 cards, "0" 2 types per each card for a total of 16 cards</p>
Hand 	 <p>"Rock paper scissors (rock / scissors / paper)", "Gorilla" 4 types per eight cards with a total of 32 cards</p>

Also 4 instructional cards / 3 Spare cards, total of 55 cards

### [Game preparation]

- ① Shuffle the cards with red on the back side well then **take 3 out** and place in the card box. Take 3 out Card Decks (13 cards), 手札
- ② Place the remaining 13 cards in the card pile in the middle of the table.
- ③ Each player gets 1 Rock, 1 Scissors, 1 Paper, and 1 Gorilla card. Par, received one by one gorilla "card."





## Instructions ③

### [How to play the game]

There are 13 bouts played in a game round.

- ① Take a card deck out of the card pile and deal one card to each player.
- ② Each player takes one card from their hand and places it on the game board facing down (with the back side facing up).
- ③ Once all players have placed their cards, all at once everyone says, "Rock paper scissors gorilla!" and places their cards facing (To see which cards win and lose, see Description④.)
- ④ The winning player takes a card from the card deck (the player leaves it facing up in front of the player).
- ⑤ The hand they played is left as is (Each time someone wins, a card is decreased from the deck)!  
When there's only one hand left to play in the game round and there's only one card left in the deck (after the 12th bout) the hand is returned to 4 types of cards.
- ⑥ Return to ①.



## Instructions ④

### [Winning or losing of card round]

Winning or losing of the card is determined by the following:

- ① When the same cards are drawn, you are booted from the game.
- ② The Gorilla card beats all the other cards: Rock, Paper, Scissors.
- ③ The Rock, Paper and Scissors beat one another in the same manner as in Rock Paper Scissor games.
- ④ When everyone has been booted from the game or there's a draw, the card deck is left as it is and one card is taken from the card pile to be used in the next bout. The player that wins in the next bout gets all the card deck cards (For specific examples, see the description from ⑥)

#### [Caution]

If the 13th round ends in a tie and the card deck is left over, the remaining hands will be played to see who wins. If all hands are played and still there is no clear winner, no one takes the cards and the game is over.

### [End of the game]

- ① If the game is played for 13 rounds and the card pile runs out of cards, the game is finished and the player with the most cards wins.
- ② If multiple players have the same points at the end of the game, the player with the most banana cards wins. If players have the same number of banana cards, the player with the highest total number of points from counting the points of each of their banana cards in total wins.

**When a winner is declared, the gorillas beat their chests and celebrate the victory!**



# Instructions ⑤

## [The effect of the 0 card]

There are 13 bouts played in a game round.



ゲーム中にいつでも一度だけ、他のゴリラから「バナナ」カード1枚を、ゲームから取り除くことができる。「青バナナ」カード、または「0(エチレンガス)」は取り除けない

### ■Cherry-pick effect (A gorilla eating a banana illustration)

#### [How to use]

Only once at any time during the game, you can take away 1 banana card from an opponent.  
( Blue banana card or 0 (ethylene gas) cards cannot be removed)



ゲーム終了時に「青バナナ」カード1枚のマイナス点がプラス点になる。「青バナナ」カードを持っていないときは、一番点数の高い「バナナ」カード1枚がマイナス点になる。

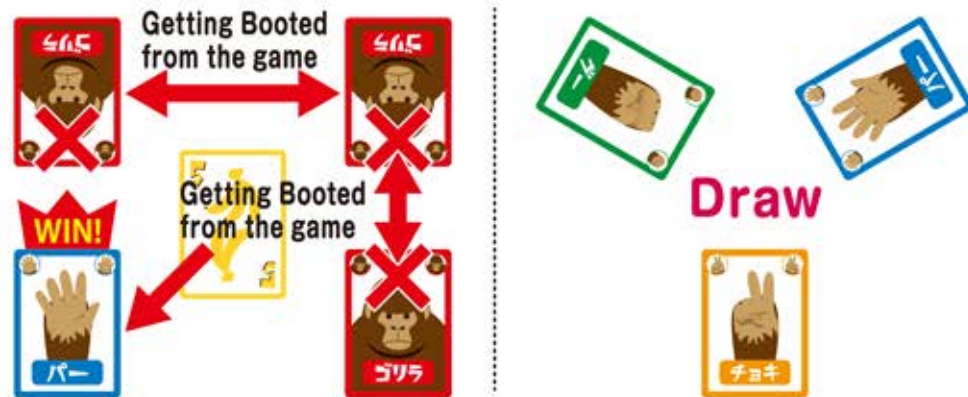
### ■Ethylene gas (Gas can illustration)

#### [How to use]

At the end of the game, minus Blue banana cards you hold can become positive (Plus) points. If you have multiple Blue banana cards, choose 1 of them that you like. If you don't have any blue banana cards, your highest point banana card becomes a minus card.

# Instructions ⑥

## Card of winning or losing examples





# Instructions 7

## [Banana bean knowledge]

blue bananas are ripened with ethylene gas.

Then they become yellow bananas that gorillas can eat. However, if they overripen n, they become rotten gorillas.



## [Gorilla knowledge]

When gorillas beat their chests, the ground or other things around them, it is not a threat. It is to show off who you are and get attention. Gorillas understand this. Gorilla beating sounds can be heard from 2 kilometers away.

※There are various competing theories as to why gorillas do this.



How to use spare cards?

- Use as a spare when you lose your card.
- The spare card with red back side can be used to make original cards and use them in the game as spare cards.

# Explanation

Game design • Illustrations /

akasatana ( circle nice )

mail / gamecircle713@gmail.com

twitter / @circle713

